

Please select any flow to continue.



**RECOMMENDED
FLOW**

(We recommend this flow
for systematic learning.)



**CUSTOMISED
FLOW**

(You can skip lessons
and learn your way.)

Select Your Activity

To view
Tutorial & Videos

CLICK HERE



→ Exercise

→ Tutorial & Videos

Exit



Click on the Link
from the list
to view Video

Tutorials & Videos

- 1) Introduction to Rogers Center
- 2) A Short History of English
- 3) 1st step - Vowels & Consonants

This page will
apper when clicked
on Particular
Video Links.

History of English



Select Your Activity

→ Exercise

→ Tutorial & Videos



Exit




On Tapping Exercise
this page will appear





LETTERS

Select The Exercise




Tap the icon balls
to start your
desired Lessons

First is
Letter Lesson
To start, click on
1st icon ball



LETTERS

Select The Exercise





On clicking the icon, this page will appear, it will start with an alphabet which you will be told to spell and write at the same time




To start from the beginning, Tap Left

Tap "Play" button to start

Tap right, to view the next stage





To start from the beginning, Tap Left

Tap "Play" button to start

Tap right, to view the next stage



Previous



Next





b B

After typing that alphabet this next slide will appear where you have to again type the alphabet which is inside the word

To start from the beginning, Tap Left

Tap "Play" button to start

Tap right, to view the next stage




Previous



Next



h



h H

After typing that alphabet this next slide will appear where you have to again type the alphabet which is inside the word

To start from the beginning, Tap Left

Tap "Play" button to start

Tap right, to view the next stage



Previous



Next





Second is
READING
Lesson



This is
Reading Lesson 1
To start, click on
1st icon ball

READING

Select The Exercise

1

2

3

4

5

6

7

8



cat

To start from
the beginning,
Tap Left

Tap "Play" button to
start

Tap right,
to view the
next stage



Previous






Next



bat

mat

hat



After that stage, this slide will appear where you will be told a word and you have to find it from the 3 options by clicking on the respective circles



This is
Reading Lesson 1
To start, click on
1st icon ball



READING

Select The Exercise

1

2

3

4

5

6

7

8



I like to ski.

After clicking Reading Lesson 1 this page will appear where you have to hear and then tap on the words which will get green when you tap and finally just spell the whole word

To start from the beginning, Tap Left

Tap "Play" button to start

Tap right, to view the next stage



Previous



Next



skē

I like to ski.

To start from
the beginning,
Tap Left

Tap "Play" button to
start

Tap right,
to view the
next stage



Previous



Next





Ice hockey is
a winter skating
sport.

To start from
the beginning,
Tap Left

Tap "Play" button to
start

Tap right,
to view the
next stage






Ice hockey is
a winter skating
sport.

To start from
the beginning,
Tap Left

Tap "Play" button to
start

Tap right,
to view the
next stage





Third is
WRITING
Lesson



This is
WRITING Lesson
To start, click on
1st icon ball



WRITING

Select The Exercise



After clicking Writing Lesson, this page will appear where you have to go through the paths of the alphabet

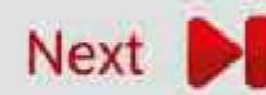
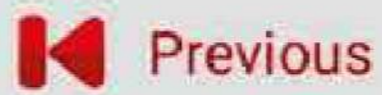
a



To start from the beginning, Tap Left

Tap "Play" button to start

Tap right, to view the next stage



After that stage, this page will appear where you have to go through the paths of the whole word

rat



To start from the beginning, Tap Left

Tap "Play" button to start

Tap right, to view the next stage




Previous



Next





Forth is
SPELLING
Lesson




This is
SPELLING Lesson

To start, click on
1st icon ball



SPELLING




Select The Exercise





On clicking Spelling Lesson, this page will appear where you have to hear the word and type in the blank field



 Previous



Next 





in



Previous



Next




On clicking Spelling Lesson, this page will appear where you have to hear the word and type in the blank field

t r i



t r i m





Fifth is
Language
Lesson



This is
Language Lesson
To start, click on
1st icon ball



LANGUAGE

Select The Exercise

(1st will be video and lesson
will start from 2nd)



On clicking Language Lessons, this page will appear which will show a small video about relevance of language

a b c d e f
g h i j k l m
n o p q r s
t u v w x y z

Tap right, to view the next stage



Previous



Next



WISest NEON PaW

To start from the beginning, Tap Left

Tap "Play" button to start

Tap right, to view the next stage



Previous



Next





ten

men

In this stage, you will be displayed many words and can hear the full spellings





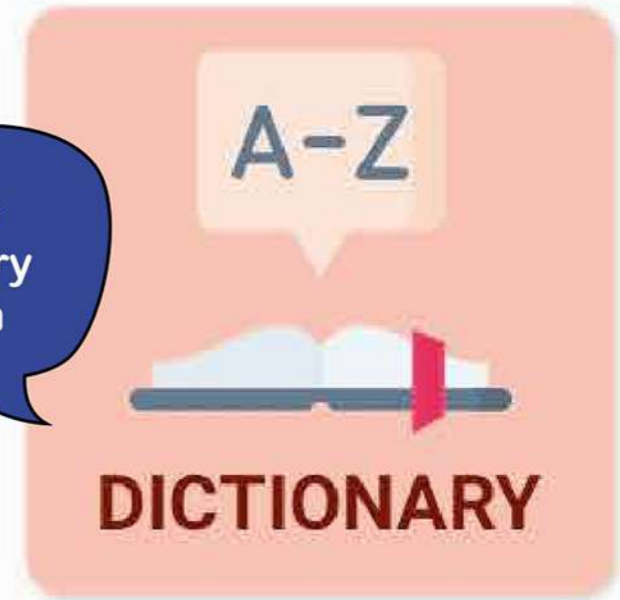
den ten hen

men





Sixth is
Dictionary
Lesson



This is
Dictionary Lesson
To start, click on
1st icon ball

A-Z

DICTIONARY



Select The Exercise

(1st will be video and lesson
will start from 2nd)

1

2

3

4

5


6

7

8



In this stage, there will be a introductory video about the relevance of dictionary



Tap right, to view the next stage



Previous



Next



set

step

sat



In this next stage, you will be shown words along with special symbols which are used to pronounce in a specific way

set

step

sat



Previous



Next

